





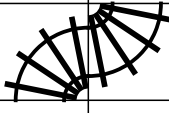







PUZZLE MADNESS

Daily Large Train Tracks Puzzle for Sunday 20th December 2015

3	2	3	3	7	5	4	5	9	7	7	
											3
											7
											3
											4
											6
											3
											6
											8
											5
											7
											3