
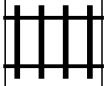











PUZZLE MADNESS

Daily Large Train Tracks Puzzle for Sunday 27th December 2015

4	3	8	6	8	4	4	3	8	7	1
										7
										6
										5
										6
										5
										3
										2
										6
										4
										6
										6