














PUZZLE MADNESS

Daily Large Train Tracks Puzzle for Wednesday 30th December 2015

2 6 7 6 7 6 8 5 5 4 2 2

												7
												7
												8
												9
												8
												3
												5
												5
												5
												1
												2