





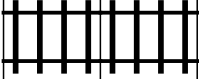






PUZZLE MADNESS

Daily Large Train Tracks Puzzle for Wednesday 25th February 2015

5 6 5 5 4 7 5 4 5 9 2 3

												5
												6
												5
												6
												6
												4
												6
												8
												5
												6
												3