


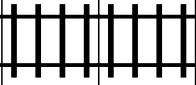













PUZZLE MADNESS

Daily Large Train Tracks Puzzle for Sunday 1st March 2015

1	4	6	8	8	6	7	5	7	5	3	3	
												7
												6
												2
												7
												7
												6
												8
												4
												5
												7
												4