















PUZZLE MADNESS

Daily Large Train Tracks Puzzle for Thursday 12th March 2015

2	3	8	3	3	6	6	5	6	9	5	6	
												3
												8
												7
												5
												1
												1
												7
												7
												7
												8
												8