












PUZZLE MADNESS

Daily Large Train Tracks Puzzle for Sunday 22nd March 2015

3	4	5	4	10	9	9	5	4	3	4
										4
										9
										8
										5
										8
										4
										7
										3
										1
										3
										3
										5