















PUZZLE MADNESS

Daily Large Train Tracks Puzzle for Saturday 11th April 2015

3	5	4	5	7	9	5	5	8	9	3	2	
												5
												10
												3
												5
												6
												10
												8
												4
												4
												5
												3
												2
												2