














PUZZLE MADNESS

Daily Large Train Tracks Puzzle for Thursday 14th May 2015

5	8	6	6	4	8	4	1	4	6	3	
											4
											4
											4
											5
											8
											7
											6
											8
											4
											2
											3