














PUZZLE MADNESS

Daily Large Train Tracks Puzzle for Sunday 24th May 2015

5	1	2	2	9	9	11	6	11	2	2	
											2
											7
											6
											6
											8
											4
											5
											5
											6
											4
											3
											4