











PUZZLE MADNESS

Daily Large Train Tracks Puzzle for Monday 29th June 2015

											2
											3
											4
											4
											7
											6
											8
											6
											5
											5
											5