
















PUZZLE MADNESS

Daily Large Train Tracks Puzzle for Friday 5th June 2015

3	5	4	2	4	6	10	4	9	7	5	6	
												2
												4
												4
												6
												8
												9
												5
												5
												8
												7
												3
												4