














PUZZLE MADNESS

Daily Large Train Tracks Puzzle for Wednesday 15th July 2015

5	4	3	3	7	6	4	7	7	7	6	2
											2
											4
											4
											5
											10
											7
											9
											9
											8
											2
											1