















PUZZLE MADNESS

Daily Large Train Tracks Puzzle for Wednesday 16th September 2015

4	5	5	6	10	4	6	8	8	2	3	
											5
											2
											3
											4
											6
											6
											4
											6
											5
											8
											8
											4