















PUZZLE MADNESS

Daily Large Train Tracks Puzzle for Thursday 24th September 2015

3	4	5	4	4	6	3	3	9	5	7	7
											
											
											
											
											
											
											
											

1
3
4
1
1
9
9
11
8
7
6