














# PUZZLE MADNESS

Daily Large Train Tracks Puzzle for Friday 15th January 2016

1	1	1	9	8	6	10	7	6	7	5	
											2
											6
											6
											6
											4
											4
											9
											2
											4
											8
											6
											4