















# PUZZLE MADNESS

Daily Large Train Tracks Puzzle for Saturday 2nd January 2016

3 6 8 8 6 7 9 4 5 3 5

|   |  |   |  |  |   |   |  |   |  |   |
|---|--|---|--|--|---|---|--|---|--|---|
|   |  |   |  |  |    |   |  |   |  | 5 |
|   |  |   |  |  |   |   |  |   |  | 6 |
|   |  |  |  |  |   |  |  |   |  | 7 |
|   |  |   |  |  |   |   |  |   |  | 6 |
|   |  |   |  |  |   |   |  |   |  | 2 |
|   |  |   |  |  |   |   |  |   |  | 6 |
|   |  |   |  |  |   |  |  |   |  | 6 |
|   |  |  |  |  |   |  |  |   |  | 5 |
|  |  |   |  |  |   |   |  |   |  | 9 |
|   |  |   |  |  |  |   |  |   |  | 5 |
|   |  |   |  |  |   |   |  |   |  | 5 |
|   |  |   |  |  |   |   |  |  |  | 2 |