













PUZZLE MADNESS

Daily Large Train Tracks Puzzle for Wednesday 20th January 2016

4	11	4	3	8	9	9	3	1	4	3	7	
												3
												4
												9
												5
												6
												5
												5
												5
												6
												6
												5
												7