






















PUZZLE MADNESS

Daily Large Train Tracks Puzzle for Wednesday 27th January 2016

												4
												4
												7
												5
												5
												5
												8
												7
												4
												7
												4
												3