
















PUZZLE MADNESS

Daily Large Train Tracks Puzzle for Saturday 15th October 2016

2	9	9	9	6	3	8	6	3	3	5	3	
												2
												8
												5
												4
												3
												7
												6
												8
												7
												8
												7
												1