












PUZZLE MADNESS

Daily Large Train Tracks Puzzle for Sunday 16th October 2016

4	6	6	6	6	5	7	4	6	3	5	2	
												2
												4
												3
												5
												5
												12
												8
												6
												6
												7
												2