















PUZZLE MADNESS

Daily Large Train Tracks Puzzle for Tuesday 1st November 2016

2	7	10	7	6	5	4	6	5	3	3	
											3
											5
											6
											4
											3
											7
											7
											6
											7
											5
											5