












PUZZLE MADNESS

Daily Large Train Tracks Puzzle for Monday 21st November 2016

2	7	6	5	6	10	5	5	1	1	7	
											4
											3
											4
											7
											8
											6
											5
											3
											5
											6
											4