












PUZZLE MADNESS

Daily Large Train Tracks Puzzle for Tuesday 8th November 2016

3	6	5	7	4	4	7	3	6	5	5
										2
										3
										5
										7
										10
										7
										3
										3
										10
										3
										2