













PUZZLE MADNESS

Daily Large Train Tracks Puzzle for Sunday 11th December 2016

4	7	10	5	5	7	7	3	6	6	5	2
											2
											9
											8
											6
											7
											9
											6
											7
											5
											2
											3
											3