


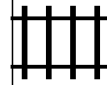








PUZZLE MADNESS

Daily Large Train Tracks Puzzle for Saturday 3rd December 2016

3	4	5	5	6	5	7	7	5	5	3
										2
										3
										7
										6
										5
										7
										8
										4
										5
										3
										5