













PUZZLE MADNESS

Daily Large Train Tracks Puzzle for Thursday 18th February 2016

6	9	3	5	7	5	1	3	5	8	3	6	
												6
												7
												8
												8
												7
												4
												4
												5
												5
												3
												4