














PUZZLE MADNESS

Daily Large Train Tracks Puzzle for Sunday 28th February 2016

2	5	8	3	3	2	7	5	7	8	6	
											7
											5
											4
											7
											4
											7
											6
											4
											2
											4
											6