














PUZZLE MADNESS

Daily Large Train Tracks Puzzle for Tuesday 1st March 2016

5	8	8	4	5	4	4	5	2	3	5	7	
												1
												2
												3
												5
												8
												8
												6
												5
												8
												11
												3