


















PUZZLE MADNESS

Daily Large Train Tracks Puzzle for Thursday 10th March 2016

												2
												8
												8
												8
												6
												5
												7
												4
												3
												8
												6
												2