













PUZZLE MADNESS

Daily Large Train Tracks Puzzle for Sunday 10th April 2016

5	5	6	4	6	9	2	7	6	4	4	2	
												3
												2
												4
												2
												5
												7
												8
												8
												8
												10
												3