











PUZZLE MADNESS

Daily Large Train Tracks Puzzle for Wednesday 13th April 2016

2	3	7	6	5	8	11	9	3	1	5
										5
										5
										6
										3
										5
										6
										6
										8
										7
										5
										2
										2