












PUZZLE MADNESS

Daily Large Train Tracks Puzzle for Thursday 21st April 2016

4	5	7	3	5	8	3	5	7	5	5	3	
												5
												8
												6
												1
												5
												4
												7
												3
												8
												11
												2