


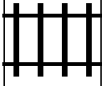



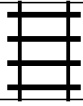
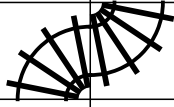







PUZZLE MADNESS

Daily Large Train Tracks Puzzle for Sunday 3rd April 2016

2 3 4 4 10 5 7 3 3 8 7 7

											5
											9
											7
											8
											4
											7
											5
											8
											6
											3
											1