












PUZZLE MADNESS

Daily Large Train Tracks Puzzle for Friday 13th May 2016

1	4	3	5	7	6	7	5	8	6	4	
											3
											3
											6
											9
											3
											8
											5
											6
											6
											4
											3