














PUZZLE MADNESS

Daily Large Train Tracks Puzzle for Tuesday 17th May 2016

2	10	7	5	7	5	7	7	6	6	2	1	
												3
												4
												6
												7
												7
												8
												4
												4
												4
												8
												7
												3