












PUZZLE MADNESS

Daily Large Train Tracks Puzzle for Friday 20th May 2016

8 5 4 8 6 8 4 3 4 3 7 2

												1
												3
												6
												7
												6
												8
												6
												8
												7
												4
												6