














# PUZZLE MADNESS

Daily Large Train Tracks Puzzle for Tuesday 24th May 2016

4	8	7	4	9	7	8	6	2	3	2
										3
										4
										5
										6
										5
										6
										4
										6
										7
										8
										4
										2