














PUZZLE MADNESS

Daily Large Train Tracks Puzzle for Friday 17th June 2016

												2
												4
												3
												5
												5
												8
												6
												6
												6
												5
												5
												5