













PUZZLE MADNESS

Daily Large Train Tracks Puzzle for Saturday 4th June 2016

2	1	7	6	1	1	7	9	8	6	7
										6
										3
										6
										4
										4
										7
										5
										8
										4
										4
										4