







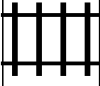









PUZZLE MADNESS

Daily Large Train Tracks Puzzle for Wednesday 27th July 2016

												3
												4
												7
												7
												6
												7
												6
												10
												6
												3
												2