








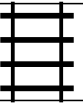






PUZZLE MADNESS

Daily Large Train Tracks Puzzle for Saturday 27th August 2016

1	4	6	8	5	5	8	6	7	5	5	2	
												7
												7
												9
												4
												7
												7
												4
												4
												7
												3
												3