










PUZZLE MADNESS

Daily Large Train Tracks Puzzle for Sunday 28th August 2016

4	8	7	7	3	9	9	6	2	3	2	
											5
											6
											3
											4
											6
											5
											2
											7
											4
											8
											7
											3