












PUZZLE MADNESS

Daily Large Train Tracks Puzzle for Monday 26th September 2016

	3	8	7	5	6	6	7	5	5	4	2	
												5
												7
												7
												7
												6
												8
												6
												1
												5
												2
												4