














PUZZLE MADNESS

Daily Large Train Tracks Puzzle for Tuesday 10th January 2017

4 3 7 7 3 11 4 4 7 8 7 2

											7
											5
											5
											4
											8
											4
											6
											3
											7
											6
											6
											6