














# PUZZLE MADNESS

Daily Large Train Tracks Puzzle for Saturday 14th January 2017

3	5	5	2	3	6	7	8	6	5	7	8	
												4
												3
												9
												7
												4
												6
												5
												6
												3
												9
												5
												4