
















PUZZLE MADNESS

Daily Large Train Tracks Puzzle for Wednesday 18th January 2017

	2	6	6	6	6	4	7	5	6	5	7	
												4
												4
												9
												5
												2
												5
												3
												5
												9
												7
												5
												2