












PUZZLE MADNESS

Daily Large Train Tracks Puzzle for Friday 20th January 2017

6	6	6	8	4	6	6	7	5	4	2		
												2
												9
												7
												4
												9
												5
												6
												5
												1
												2
												4
												6