












# PUZZLE MADNESS

Daily Large Train Tracks Puzzle for Saturday 28th January 2017

3	4	5	2	2	9	7	9	3	6	7	3	
												2
												4
												5
												8
												9
												5
												11
												9
												3
												1
												3