














PUZZLE MADNESS

Daily Large Train Tracks Puzzle for Sunday 26th November 2017

4	9	6	4	7	7	8	4	1	4	1	
											5
											3
											2
											3
											4
											7
											4
											7
											7
											8
											5